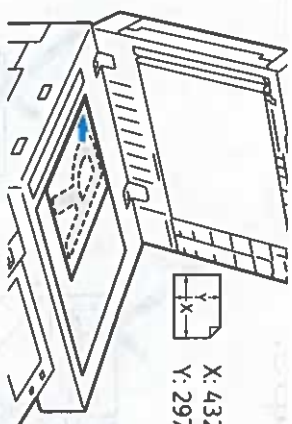


□ 30-140 g/m<sup>2</sup>  
(26 lb. Text-34 lb. Bond)

◊ ≤130 (80 g/m<sup>2</sup>, 20 lb. Bond)  
C8270: ≤250



X: 432 mm (17 in.)  
Y: 297 mm (11.7 in.)

Load the original documents.

2



Touch **Copy**, then and select the number of copies.

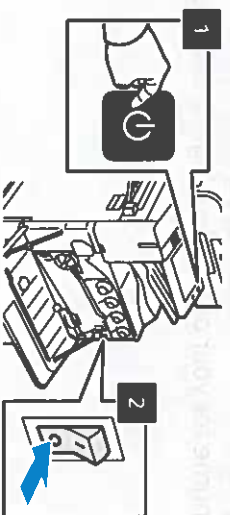
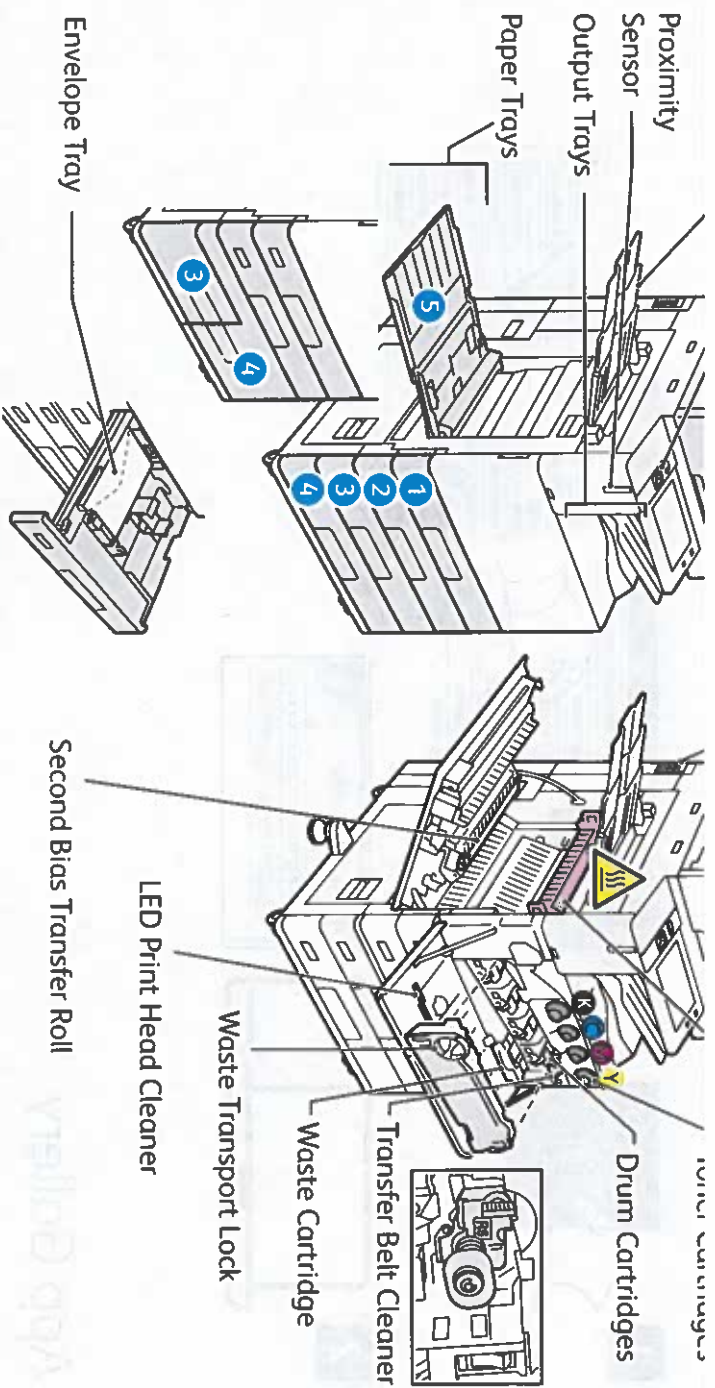
3



Select feature settings from the list, then touch **Start**.



Note: Settings from previous users remain onscreen for a short time. To restore the default settings in an app, scroll to the bottom of the feature list and touch **Reset**.



To restart the printer, on the control panel, press the **secondary power switch (1)**.

For full printer power off, press the **secondary power switch (1)**. Behind the front cover, press the **main power switch (2)**.

To select sleep mode, press the **secondary power switch (1)**. At the printer control panel touch screen, touch a selection.



## Billing and Usage Information

In the Device features menu, to view basic impression counts, touch **Billing/Usage**. To view detailed usage counts, touch **Usage Counters**. The list provides detailed impression count categories.

